

Installation Procedure

- Download the APK file in your device and go to 'Downloads' folder using the 'File Manager'.

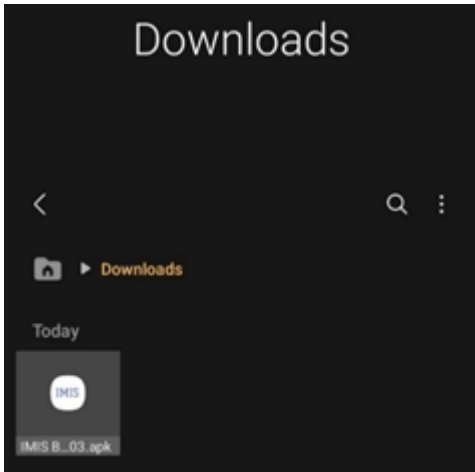
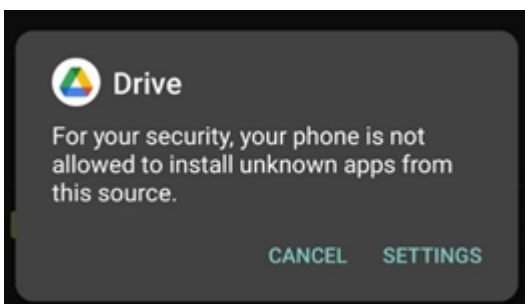


Image not found or type unknown



Figure 2-1 APK File

- Locate the corresponding *.apk* file and tap on it. Installation process will begin.
- Tap on 'SETTINGS' button and allow the access, if system asks permission to install app from unknown source.



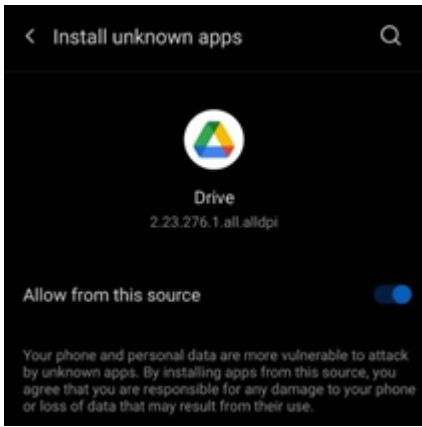


Figure 2-2 Access Permission

- Tap on **'Install'** button. An **"Installing..."** progress bar will be displayed.

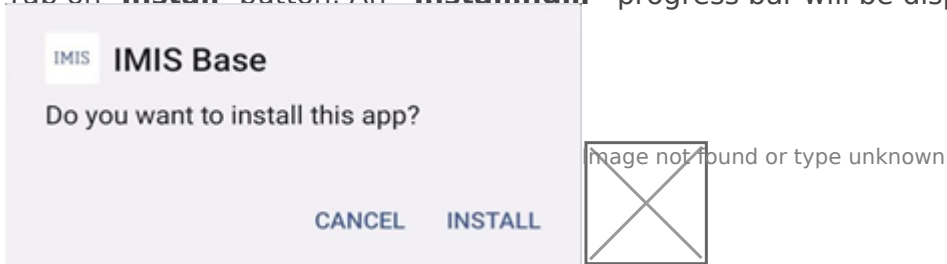


Figure 2-3 Installation process

Tap on **'Open'** button after installation process is completed.

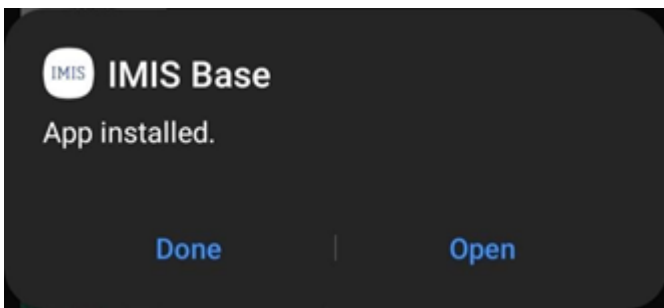


Figure 2-4 opening app

Overview:

- The installed app can also be accessed from App drawer or Launcher.

Revision #4

Created 22 May 2024 10:18:40

Updated 6 February 2025 07:18:10