

# App Installation

- [App Installation](#)
- [Installation Procedure](#)

# App Installation

An APK file will be made available in common access location or shared via link that can be downloaded and installed on your device.

# Installation Procedure

- Download the APK file in your device and go to 'Downloads' folder using the 'File Manager'.

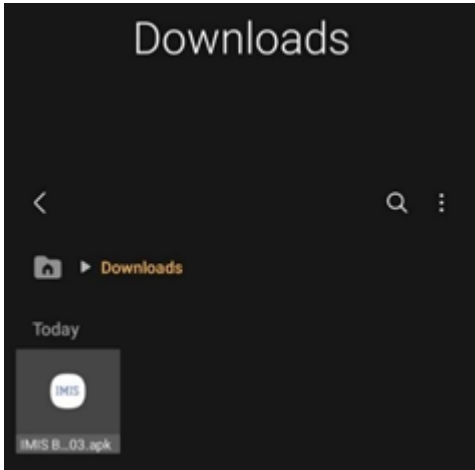
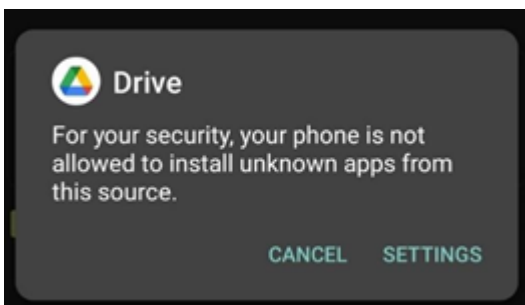


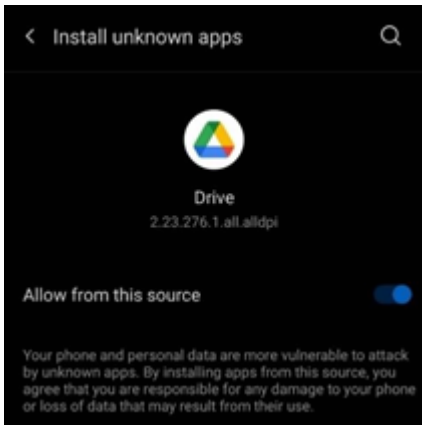
Image not found or type unknown



**Figure 2-1 APK File**

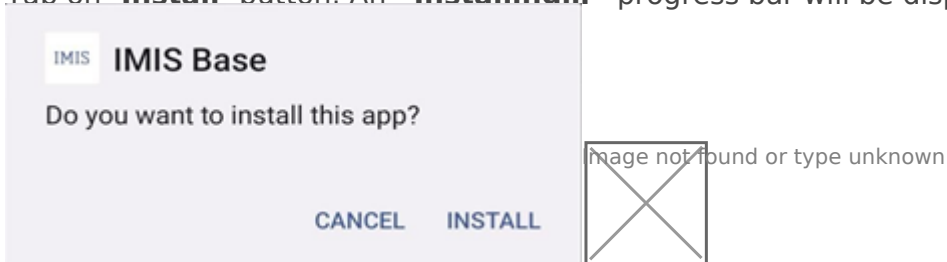
- Locate the corresponding .apk file and tap on it. Installation process will begin.
- Tap on 'SETTINGS' button and allow the access, if system asks permission to install app from unknown source.





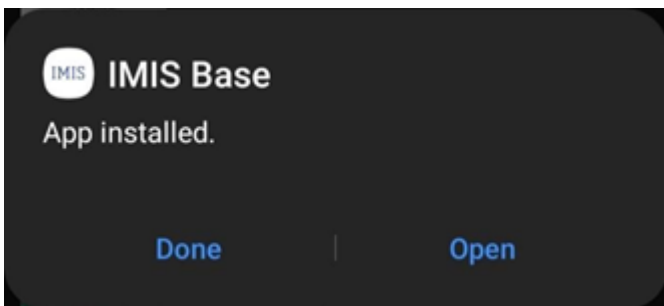
**Figure 2-2 Access Permission**

- Tap on **'Install'** button. An **"Installing..."** progress bar will be displayed.



**Figure 2-3 Installation process**

Tap on **'Open'** button after installation process is completed.



**Figure 2-4 opening app**

Overview:

- The installed app can also be accessed from App drawer or Launcher.