

Installation Procedure

- Download the APK file in your device and go to '**Downloads**' folder using the '**File**

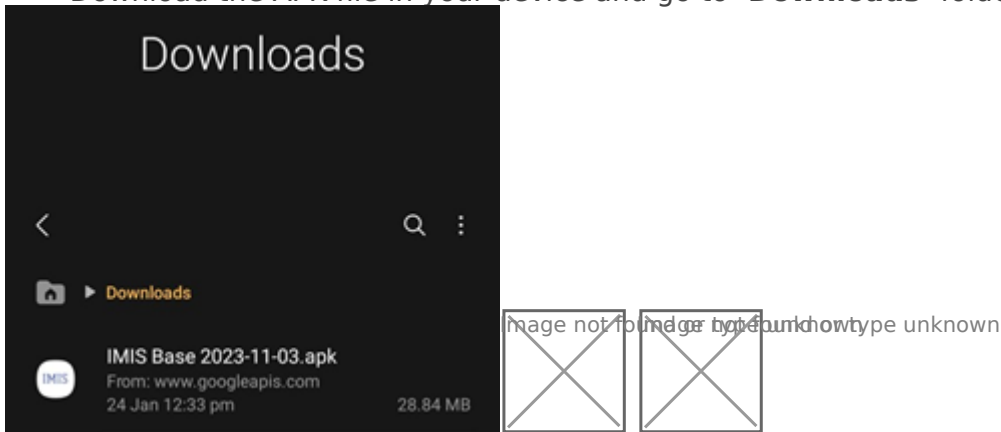


Figure 1-1 APK file

- Locate the corresponding **.apk** file and tap on it. The installation process will begin.
- Tap on '**INSTALL**' button. An "Installing..." progress bar will be displayed.

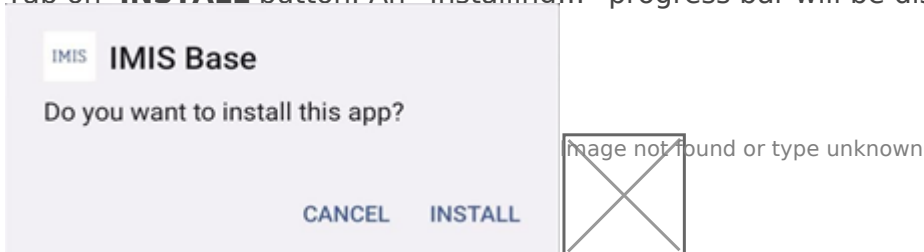


Figure 1-2 installation process

- Tap on '**OPEN**' button after installation process is completed.

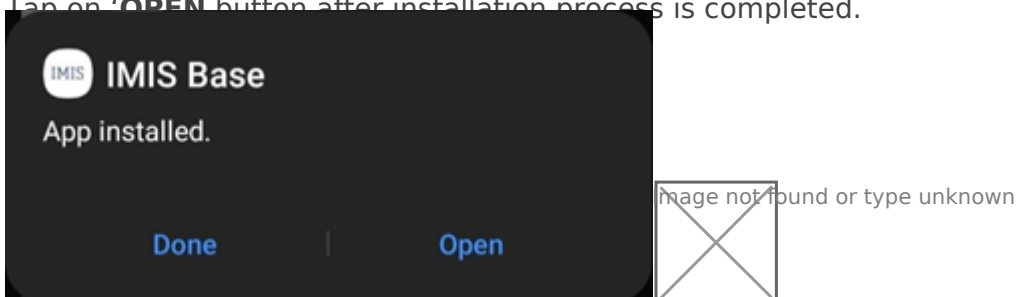


Figure 1-3

Overview:

- The installed app can also be accessed from App drawer or Launcher.

Revision #24

Created 5 February 2024 05:17:23 by Samantha

Updated 23 May 2024 05:00:04