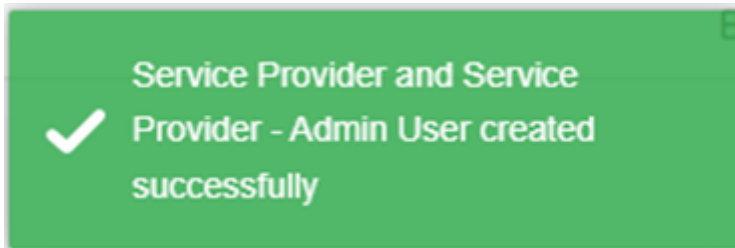


System Notifications

7.1 Save

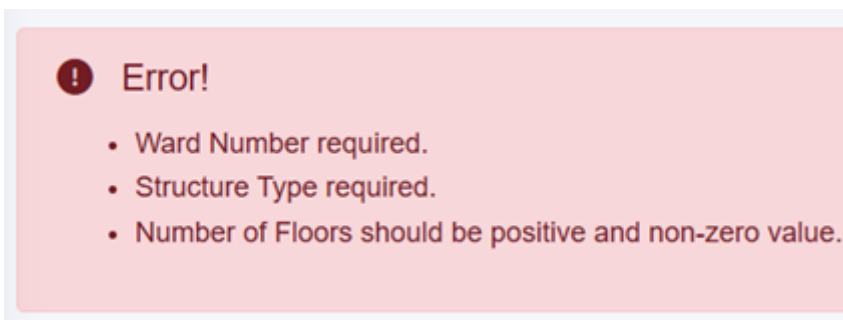
After the User fills out a form and Clicks Save, the user with a green pop-up message indicating successful form submission as shown below:



Note: The above pop-up message is just an example, and the wording may differ according to the form filled.

7.2 Validation Message Box

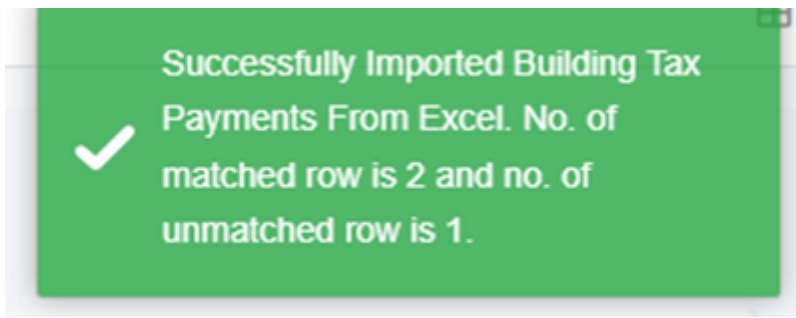
If the user enters incorrect data while filling out the form in add /edit page, the system will display a red-highlighted validation message box. Additionally, if a mandatory field is left blank, it is remarked with a red asterisk (*), and the system will notify the user with the following error message:



Note: The above pop-up message is just an example, and the wording may differ according to the form filled.

7.3 Successfully Imported

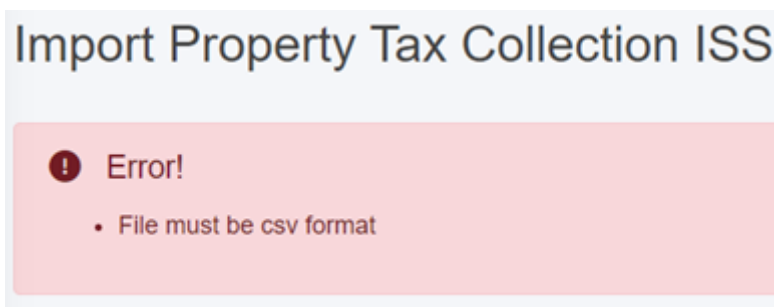
When the user imports a CSV file, this will validate the data against the existing system data and provide a message as:



Note: The above validation message box is just an example, and the wording may differ according to the type of document imported.

7.4 Import Format Error

If the User attempts to import data in an invalid format, the system will notify the user with an error message as shown below:



Note: The above validation message box is just an example, and the wording may differ according to the type of document imported.

Revision #2

Created 3 February 2025 09:20:29 by Bookstack Editor

Updated 6 February 2025 07:31:28 by Kabin