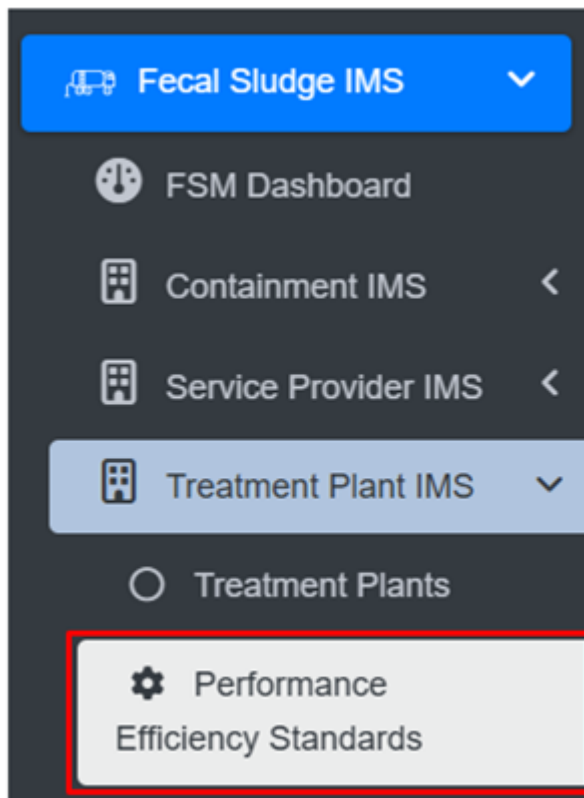


10.5 Performance Efficiency Standards

The Performance Efficiency Standards Sub-module basically set the parameters of standards for the module that is Performance Efficiency Test at the start when interacted with the web-application

10.5.1 Navigation to Performance Efficiency Standards

- Open the sidebar and click on Fecal Sludge IMS to expand.
- Now, click on Treatment Plant IMS and select Performance Efficiency Standards.



Overview:

The Performance Efficiency Standards Page displays the overall parameters maintained by the sub-module.

- The user can Edit the Performance Efficiency Standard, click on the **Edit** button

Performance Efficiency Standards

🕒 Last Updated: 2024-12-11 11:18:42

TSS Standard (mg/l)

60

ECOLI Standard (CFU/100 mL)

1000

pH Minimum

6

pH Maximum

9

BOD Standard (mg/l)

50

Edit

Figure 10- 16 Edit Performance Efficiency Standard Page

- After Editing is completed, click **Save** and make sure a message is displayed, refer to section 7.1 Save for more details.

The fields that are displayed while editing the form are mentioned below:

- TSS Standard (mg/l) - Total suspended solids (TSS) Standard Value (mg/l).
- ECOLI Standard (CFU/100 mL) - ECOLI Standard (CFU/100 mL).
- pH Minimum - Minimum pH value.
- pH Maximum - Maximum pH value.
- BOD Standard (mg/l) - Biochemical oxygen demand (BOD) standard (mg/l).

Note:

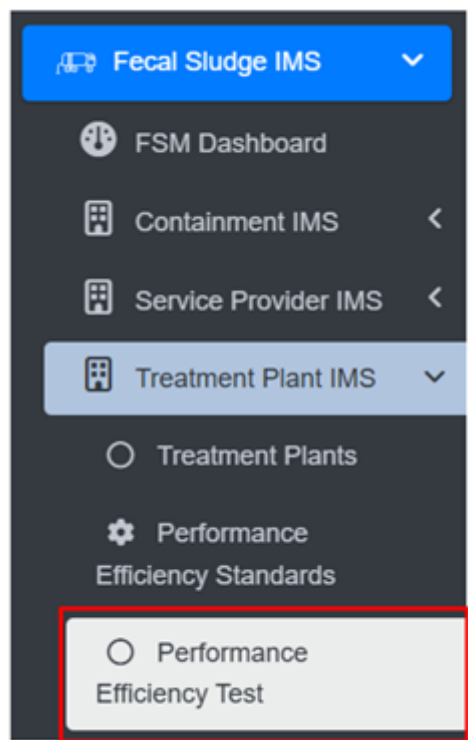
- The Above mentioned fields only takes the numeric values.

10.5.2 Performance Efficiency Test

Performance Efficiency Test sub-module involves a comprehensive evaluation of the treatment plant's operational effectiveness on removal of pollutants either from wastewater or fecal sludge.

a) Navigation to Performance Efficiency Test

- Open the sidebar and click on the '**Fecal Sludge IMS**'.
- Now, click on '**Treatment Plant IMS**' and select '**Performance Efficiency Test**'.











Overview:

- The user can see the lists of the performance efficiency test conducted on wastewater or fecal sludge treatment plants and provides different Filter, Actions and Tools that can be used according to the requirements. For more details (refer to section 5 Filters, section 6 Actions and section 8 Tools).

Performance Efficiency Test

Add Performance Efficiency TestExport to CSVShow Filter

Show 10 entries

Treatment Plant	Sample Date	Temperature °C	pH	COD (mg/l)	BOD (mg/l)	TSS (mg/l)	Ecoli	Remark	Actions
Municipality WWTP	2022-02-28	25.334	14	120.45	201.34	127.98	303		   
Municipality FSTP	2024-12-21	18	5	345	455	120	35		   

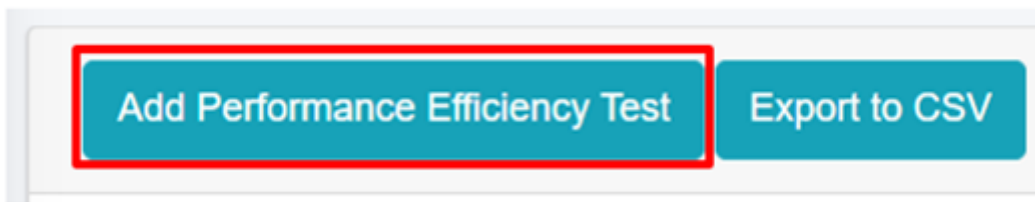
Showing 1 to 2 of 2 entries

Previous1Next

Figure 10 - 17 List of Performance Efficiency Test

b) Add Performance Efficiency Test

- Click on '**Add Performance Efficiency Test**' button.



Add Performance Efficiency Test

Treatment Plant*	Treatment Plant ▼
Sample Date*	mm/dd/yyyy 📅
Temperature °C*	Temperature in °C
pH *	pH
COD (mg/l)*	COD (mg/l)
BOD (mg/l)*	BOD (mg/l)
TSS (mg/l)*	TSS (mg/l)
Ecoli*	Ecoli
Remark	Remark

Figure 10- 18 Add performance Efficiency Test

- After filling out the form, click **Save** and make sure a pop-up message is displayed, refer to section 7.1 Save for more details.
- If a mandatory form field is left out or any form failed validation during the form submission a validation message box will be prompted, refer to section 7.2 Validation Message Box for more details.

Overview:

The fields of the performance efficiency test form are explained below:

- Treatment Plant- Name of the treatment plant for which the test has been carried out.

- Sample Date- The date on which the test is conducted (It must be before or equal to the current date).
- Temperature °C- Temperature of the wastewater sample at the time of testing (It takes numeric values only).
- pH- The pH value of the sample. It reveals the acidity or basicity of the wastewater sample, expressed on a scale ranging from 0 (highly acidic) to 14 (highly basic), it takes numeric values only ranging between 0-14.
- COD (mg/l)- The Chemical Oxygen Demand (COD) value of the sample. Chemical oxygen demand indicates the amount of oxygen required to break down organic matter in the wastewater (It takes numeric values only).
- BOD (mg/l)- The Biochemical Oxygen Demand (BOD) value of the sample. Biochemical oxygen demand indicates the amount of oxygen consumed by microorganisms as they decompose organic matter in the wastewater (It takes numeric values only).
- TSS (mg/l)- The Total Suspended Solids (TSS) value of the sample. Total Suspended Solids indicates the amount of solid material suspended in the wastewater sample (It takes numeric values only).
- Ecoli- Number of Ecoli present in the sample (It takes numeric values only).
- Remark- Additional notes or observations about the performance efficiency test.

Revision #1

Created 4 February 2025 04:34:09 by Bookstack Editor

Updated 6 February 2025 07:31:29 by Bookstack Editor