

Solid Waste Information Support System (SWISS)

The **SWISS module** enhances solid waste service management and fee collection by importing a municipality's solid waste customer data in **CSV format** into **IMIS**. It maintains **customer records** and tracks **fee payment statuses**, allowing municipalities to **monitor service coverage**, identify **discrepancies** between solid waste customer data and IMIS records, and **map buildings** with or without services.

By integrating solid waste data with building records, SWISS provides **actionable insights** for optimizing resource allocation and improving service delivery. The module aids in **policy formulation** by visualizing service coverage and fee collection trends. However, **data integration is manual** and periodic, as SWISS does not yet support **real-time API integration**, similar to the PTCISS module.

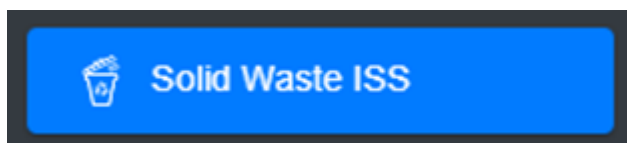
- [15.1 Solid Waste ISS](#)

15.1 Solid Waste ISS

The **Solid Waste Information Support System** sub-module imports data via CSV of the solid waste status of the buildings in the municipality.

15.1.1 Navigation to Solid Waste ISS

- Open the sidebar and select '**Solid Waste ISS**'.



Overview:

- The user can view the lists of swm service payments status data including the due years.
- User can import the data via CSV of solid waste service data clicking on the **"Import from CSV"** (refer to section 15.1.2 Import Solid Waste ISS).
- The user can download the CSV Template to import the swm service payment data (refer to section 15.1.3).
- Export the data (refer to chapter 8 Tools) and filter data (refer to chapter 5 Filters).

Solid Waste Information Support System

Import from CSV Download CSV Template Export to CSV Export Unmatched Records Show Filter

Show 10 entries

SWM Customer ID	BIN	Tax Code	Customer Name	Years Due	Ward
SWM000089	B000105	T013612			8
SWM000453	B000011	T015134			8
SWM000454	B000014	T015155			8
SWM000457	B000008	T015084			8
SWM000460	B000158	T015029			8
SWM000462	B000081	T015042			8
SWM000463	B000117	T015078			8
SWM000465	B000079	T014923			8
SWM000466	B000002	T015175			8
SWM000467	B000020	T015151			8

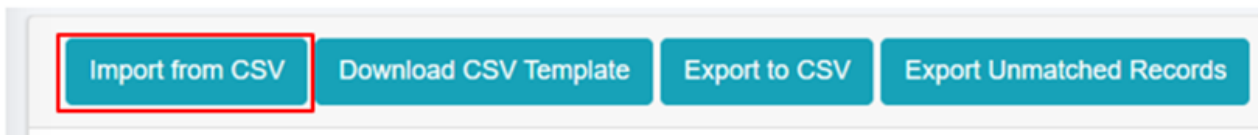
Showing 1 to 10 of 141 entries

Previous 1 2 3 4 5 15 Next

Figure 15- 1 List of solid waste service data

15.1.2 Import Solid Waste ISS

- Click on '**Import from CSV**' at the top left of **Solid Waste Information Support System** page.



- This will redirect the user to Import Solid Waste Information Support System page.

Overview:

- The user can upload the swm service payment data including the last payment date of the building from this module.

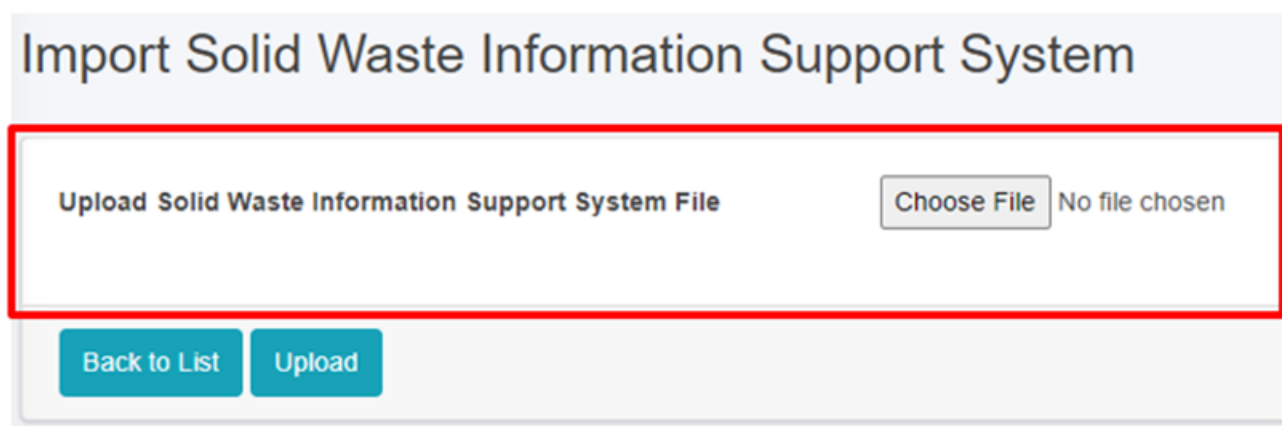


Figure 15- 2 Import Solid Waste ISS CSV File

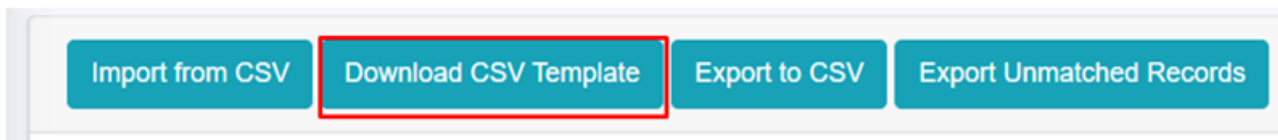
- Once the user selects the CSV file to be imported, they must click the **Upload** button to import the data. The user will then be notified with a pop-up message indicating successful import, refer to section 7.3 Successfully Imported for more details.
- The system currently does not allow user to import data from any other format than csv and must the system specified data structure. In case of attempt to import data from other format system will prompt red error message of mismatched format, refer to section 7.4 Import Format Error for more details.

Note:

- The format for the **Last Payment Date** must be of mm/dd/yyyy (eg: 8/21/2022 which implies August 21st 2022)

15.1.3 Download CSV Template

- Click on the '**Download CSV Template**' button at the top left of the Solid Waste Information Support System page.



Overview:

- A CSV template file containing sample data and the required headers will be downloaded, which are essential for importing the csv file.
- Download CSV Template is available only in the Property Tax Collection ISS, Water Supply ISS, and Solid Waste ISS modules.

	A	B	C	D
1	SWM Customer ID	Customer Name	Customer Contact	Last Payment Date
2	SWM000001	Sample Name	9898989898	8/21/2022
3				

Figure 15- 3 Downloaded Solid Waste ISS CSV Template